REGOLAZIONE
ADJUSTMENT

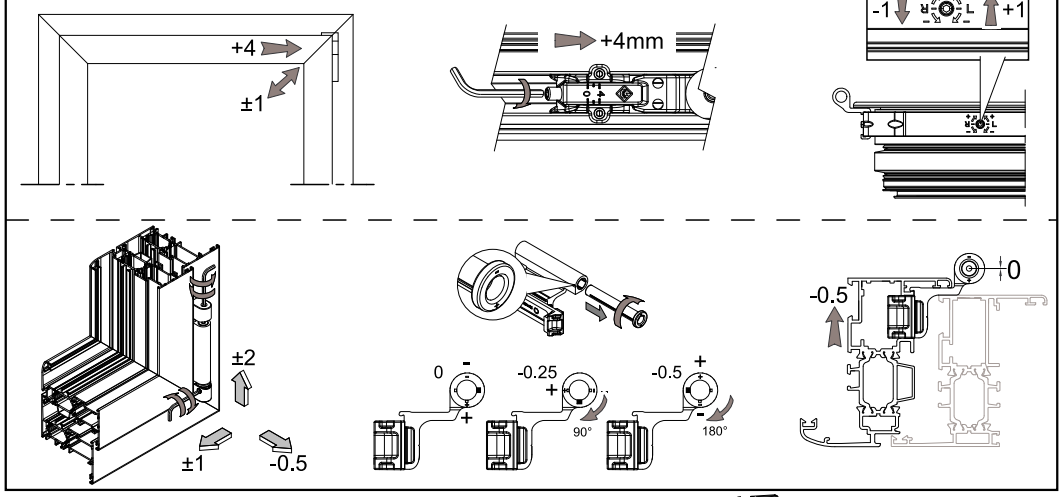

3400F.1 / 3400F.151
3400F.401

3400.24 — 100 Kg — **3400LF.1**

H \ L	370	400	500	600	700	800	900	1000	1100	1200	1300	1400
2700	40	37	30	25	21	19	16	15	13	12	11	11
2600	42	38	31	26	22	19	17	15	14	13	12	11
2500	43	40	32	27	23	20	18	16	15	13	12	11
2400	45	42	33	28	24	21	19	17	15	14	13	12
2300	47	43	35	29	25	22	19	17	16	14	13	12
2200	49	45	36	30	26	23	20	18	17	15	14	13
2100	50	48	38	32	27	24	21	19	17	16	15	14
2000	50	50	40	33	29	25	22	20	18	17	15	14
1900	50	50	42	35	30	26	23	21	19	18	16	15
1800	50	50	44	37	32	28	25	22	20	19	17	16
1700	50	50	47	39	34	29	26	24	21	20	18	15
1600	50	50	50	42	36	31	28	25	23	21	17	16
1500	50	50	50	44	38	33	30	27	24	22	18	17
1400	50	50	50	48	41	36	32	29	26	21	20	18
1300	50	50	50	50	44	38	34	31	25	23	21	16
1200	50	50	50	50	48	42	37	30	27	25	19	14
1100	50	50	50	50	50	45	39	33	30	23	17	16
1000	50	50	50	50	50	50	40	36	27	20	18	11
900	50	50	50	50	50	50	44	27	24	15	7	X
800	50	50	50	50	50	50	33	30	18	8	X	X
700	50	50	50	50	50	43	38	11	X	X	X	X
600	50	50	50	50	50	33	15	X	X	X	X	X
500	50	50	50	50	46	X	X	X	X	X	X	X

3420F.1 / 3420F.150
3420F.151
3420F.158 / 3420F.401

3420.24 — 160 Kg — **3420LF.1**

H \ L	370	400	500	600	700	800	900	1000	1100	1200	1300	1400	1500	1600	1700
2700	50	50	47	40	34	30	26	24	22	20	18	17	16	15	14
2600	50	50	49	41	35	31	27	25	22	21	19	18	16	15	14
2500	50	50	50	43	37	32	28	26	23	21	20	18	17	16	15
2400	50	50	50	44	38	33	30	27	24	22	21	19	18	17	16
2300	50	50	50	46	40	35	31	28	25	23	21	20	19	17	16
2200	50	50	50	48	42	36	32	29	26	24	22	21	19	18	17
2100	50	50	50	50	44	38	34	30	28	25	23	22	20	19	16
2000	50	50	50	50	46	40	36	32	29	27	25	23	21	20	17
1900	50	50	50	50	48	42	37	34	31	28	26	24	22	19	18
1800	50	50	50	50	50	44	40	36	32	30	27	25	21	20	19
1700	50	50	50	50	50	47	42	38	34	31	29	24	23	21	20
1600	50	50	50	50	50	50	44	40	36	33	28	26	24	23	18
1500	50	50	50	50	50	50	47	43	39	36	30	27	26	20	15
1400	50	50	50	50	50	50	50	46	42	34	32	29	23	17	16
1300	50	50	50	50	50	50	50	49	40	37	34	26	20	18	12
1200	50	50	50	50	50	50	50	48	44	40	31	23	21	13	6
1100	50	50	50	50	50	50	50	50	48	36	27	25	16	7	X
1000	50	50	50	50	50	50	50	50	44	32	30	18	9	X	X
900	50	50	50	50	50	50	50	43	39	24	11	X	X	X	X
800	50	50	50	50	50	50	50	48	29	13	X	X	X	X	X
700	50	50	50	50	50	50	50	18	X	X	X	X	X	X	X
600	50	50	50	50	50	50	24	X	X	X	X	X	X	X	X
500	50	50	50	50	X	X	X	X	X	X	X	X	X	X	X

Con 3400L.22 H anta min.700 mm
With 3400L.22 H sash min. 700 mm

20 — IT Anta eseguibile con spessore vetro Max 20 mm / EN Sash size executable with Max glass thickness 20 mm

X — IT Dimensione non eseguibile / EN Not feasible

Norma di riferimento Europea UNI EN 13126-1:2006 / 13126-8:2006 | *Certified according to European Standard UNI EN 13126-1:2006 / 13126-8:2006*

1550x1400	4	160	0	1	4	-	8	-
Dimensione di prova	Durabilità	Massa	Resistenza fuoco	Sicurezza di utilizzo	Resistenza alla corrosione	Resistenza effrazione	Applicazione	Categoria d'uso
Test size	*Durability*	*Mass*	*Fire resistance*	*Saftey in use*	*Corrosion resistance*	*Security*	*Applicable part*	*Category of use*

MASTER HARDWARE FOR WINDOWS AND DOORS
http://www.masteritaly.com

Ween Windows Green

KIt anta rIbalta versIone F con AFM su cremonese | **Per sistemi Camera Europea**
Kit for tilt and turn version F with AFM on the cremone bolt | *For Euro Groove system*

3400F.1 / 3420F.1 / 3420F.158
3400F.401 / 3420F.401
3420F.150 / 3400F.151 / 3420F.151
3400LF.1 / 3420LF.1

ITA | ESP | ENG | FRA

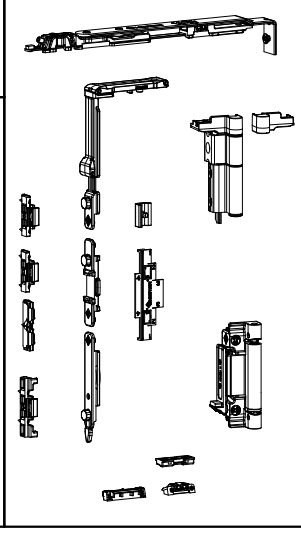

Riferimento nodo Camera Europea
Euro groove section riferiment

B	C	D	E
14	4	18	1.5
13.5	3.2	16.8	2.4
12	2.9	15	1.5
10	4.2	14.5	1.5

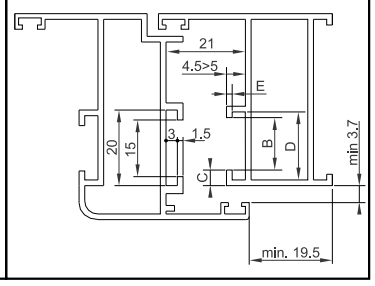

LAVORAZIONI / MACHINING
NOTA: nel caso di utilizzo cremonese con interasse 98mm utilizzare l'art. **6015.3**
NOTE: in case of cremone-bolt with inter-axe 98mm use art. 6015.3

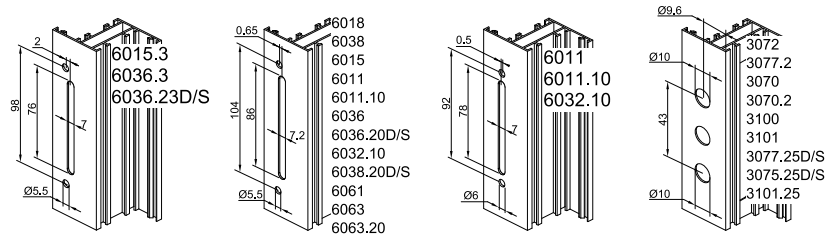

LAVORAZIONI ASTINE
RODS MACHINING

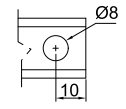

Maniglie
Handles

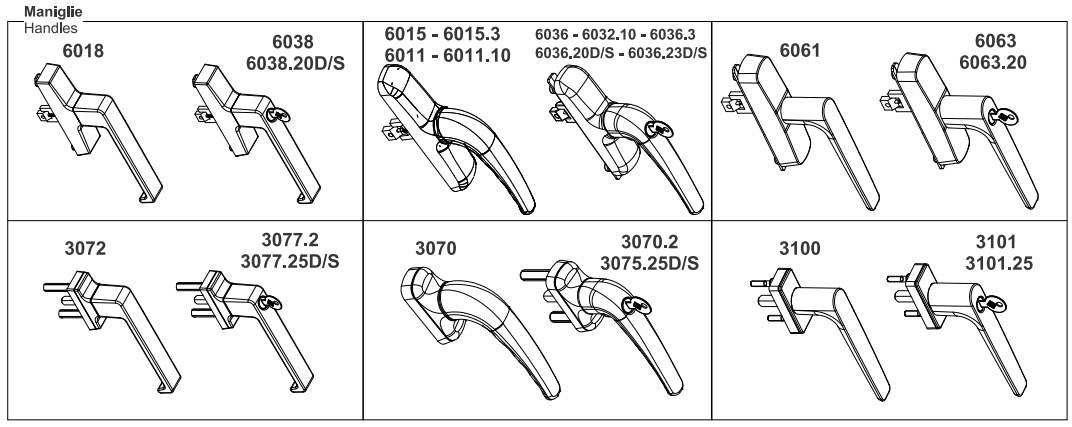

MASTER S.r.l.- I616A - A3 FR- 03/02/2021 La master srl non risponde in alcun modo di possibili inesattezze imputabili ad errori di stampa o di trascrizione dati nel presente foglio
Master does not bear any responsibility for possible inexactnesses due to printing mistakes or to transcription

Posizionamento punti chiusura kit base | *Base kit locking points positioning*

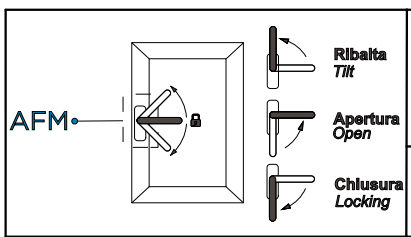

ANTA RIBALTA | TILT AND TURN — T&T

3400F.1 / 3420F.1 / 3420F.158 / 3400F.401
3420F.401 / 3420F.150 / 3400F.151 / 3420F.151

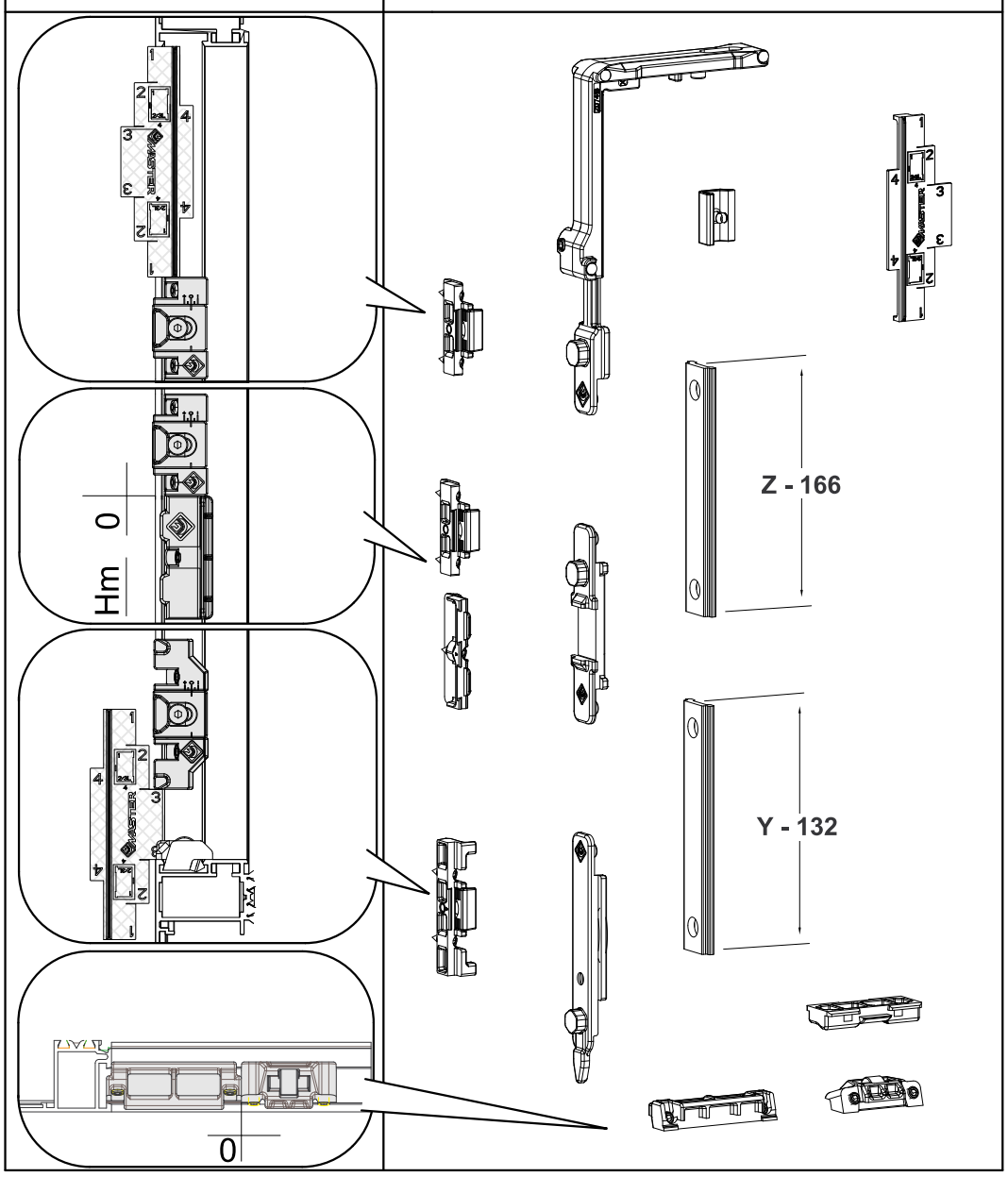

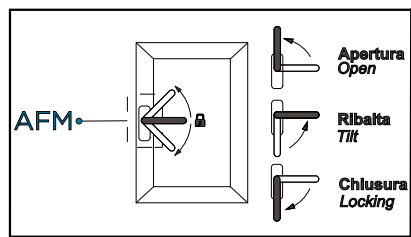

MANOVRA LOGICA | TILT BEFORE TURN — TBT

3400LF.1 / 3420LF.1

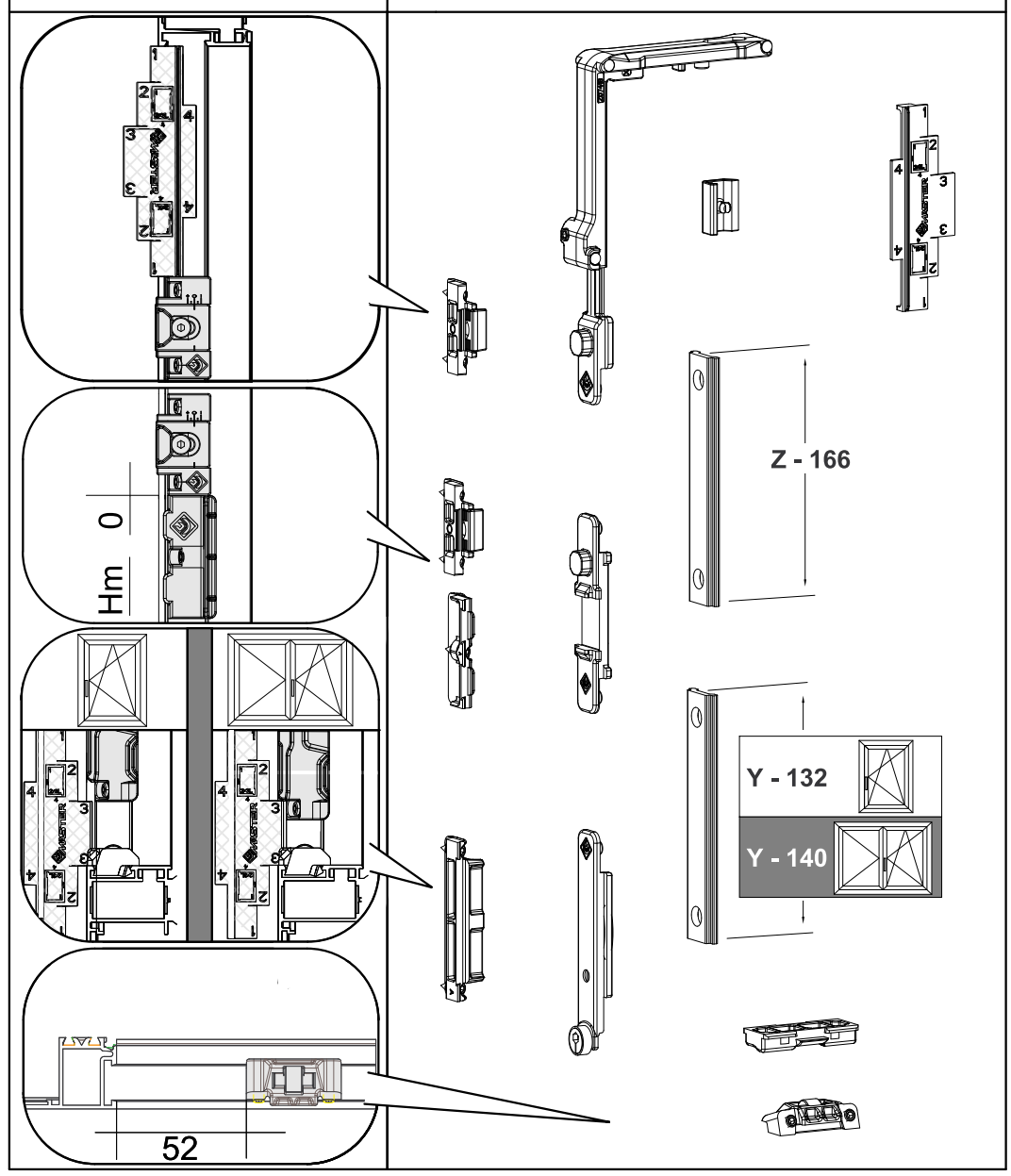

3420.24

OBBLIGATORIO PER PESI > 100kg
MANDATORY FOR WEIGHT > 100kg
OBLIGATOIRE POUR LES POIDS > 100 kg
OBLIGATORIO DE PESO > 100kg

160kg

14.9

3.3

DX

3400.50

Ø3.5

Utensili utilizzati ALLEN n°3
Tools used
Coppia / Torque MAX 3.5Nm

3400.24

100kg

Utensili utilizzati ALLEN n°3
Tools used
Coppia / Torque MAX 3.5Nm

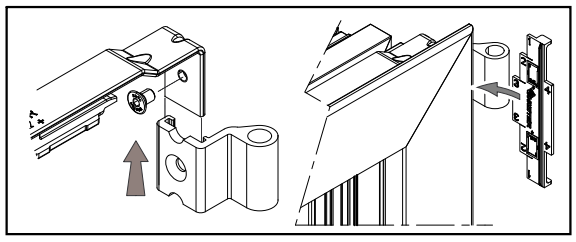

* **Perno microventilazione integrata**
Da abbinare a 3400.39

Built-in microventilation pin
In combination with 3400.39

PER L>500 E APERTURA IMPEDITA A 180° BRACCIO LIMITATORE CONSIGLIATO
IT IS RECOMMENDED TO USE A LIMITER ARM FOR WINDOWS WIDTH >500 AND FOR WINDOWS WITH 180° RESTRICTED OPENING

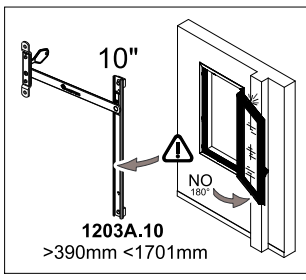

1203A.10
>390mm <1701mm

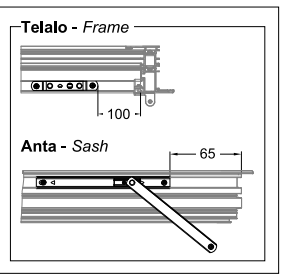

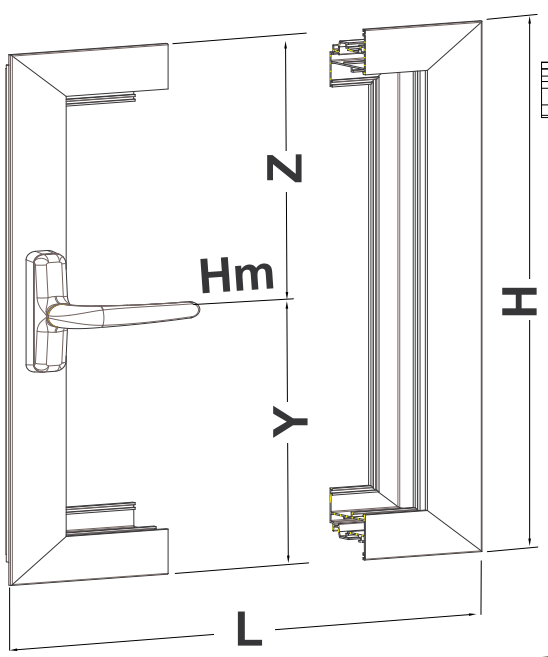

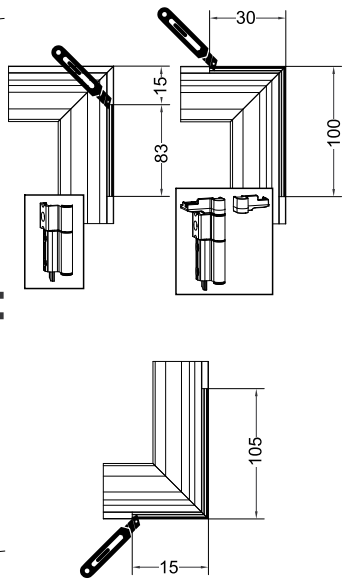

L-965

255

MANOVRA LOGICA - *TBT*
3550L.30 + 3400L.22

L - 692

1200 mm < L ≤ 1700 mm

ANTA RIBALTA - *T&T*
3550.30 + 3400.22

*

L - 543

651 mm < L ≤ 1200 mm

3400.22 | 3400L.22

*

L - 356

451 mm < L ≤ 650 mm

3400.21 | 3400L.21

L - 340

369 mm < L ≤ 451 mm

3400.20 | 3400L.20

3400.24

3420.24

LOGICA DOPPIA ANTA *TBT* *DOUBLE SASH*	
(a)	Y - 140
(b)	Y - 171
(c)	Y - 174

H/2 - 166

H > 1400 mm

3420F.31

H/2 - 400

H > 2200 mm

3400F.32

3400F.1 / 3420F.1 / 3420F.158 / 3400F.401 / 3420F.401 / 3420F.150 / 3400F.151 / 3420F.151 / 3420LF.1 / 3400LF.1 / 3420LF.151 / 3400LF.151

Z - 166

Y - 132 (a)

Z - 246

Y - 163 (b)

3627F.1 / 3627F.3

Z-249

Y - 166 (c)

3630F.1 / 3630F.30

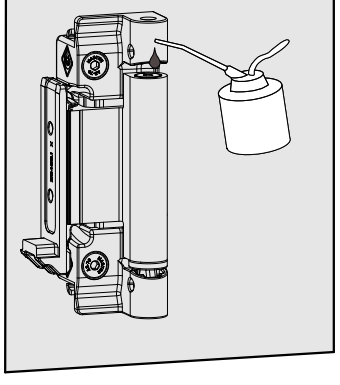

L/2 - 132

3400.35

L > 1200 mm

3420F.31

REGOLAZIONE
ADJUSTMENT

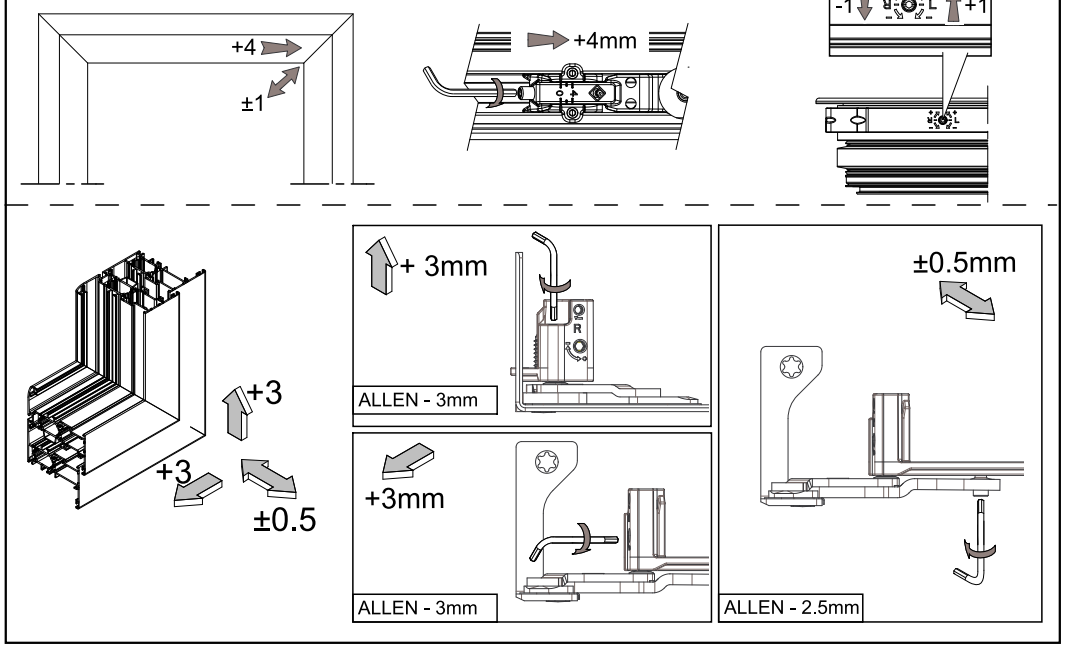

120Kg - 110°

2700	44	36	30	25	22	20	18	16	15	14	13	12	11	10
2600	46	37	31	26	23	21	18	17	15	14	13	12	12	11
2500	48	38	32	27	24	21	19	17	16	15	14	13	12	11
2400	50	40	33	29	25	22	20	18	17	15	14	13	13	12
2300	50	42	35	30	26	23	21	19	17	16	15	14	13	12
2200	50	44	36	31	27	24	22	20	18	17	16	15	14	13
2100	50	46	38	33	29	25	23	21	19	18	16	15	14	12
2000	50	48	40	34	30	27	24	22	20	18	17	16	15	13
1900	50	50	42	36	32	28	25	23	21	19	18	17	14	13
1800	50	50	44	38	33	30	27	24	22	21	19	16	15	14
1700	50	50	47	40	35	31	28	26	24	22	18	17	16	15
1600	50	50	50	43	38	33	30	27	25	21	19	18	17	13
1500	50	50	50	46	40	36	32	29	27	22	21	19	15	11
1400	50	50	50	49	43	38	34	31	26	24	22	21	17	13
1300	50	50	50	50	46	41	37	30	28	26	20	15	14	9
1200	50	50	50	50	50	44	36	33	30	18	17	16	10	5
1100	50	50	50	50	50	44	39	36	22	20	19	12	6	X
1000	50	50	50	50	50	48	43	26	24	22	14	7	X	X
900	50	50	50	50	50	50	32	29	18	8	X	X	X	X
800	50	50	50	50	50	40	36	22	11	X	X	X	X	X
700	50	50	50	50	50	46	14	X	X	X	X	X	X	X
600	50	50	50	50	40	19	X	X	X	X	X	X	X	X
550	50	50	50	50	X	X	X	X	X	X	X	X	X	X
H / L	430	500	600	700	800	900	1000	1100	1200	1300	1400	1500	1600	1700

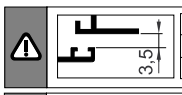

H min.	Bracclo/Arm
650mm	3312.20S/D
1050mm	3312.21S/D

Indicazioni di taglio Anta *Sash machining indication* H - 1mm

150Kg - 90°

2700	50	44	37	32	28	25	22	20	19	17	16	15	14	13
2600	50	46	38	33	29	26	23	21	19	18	16	15	14	14
2500	50	48	40	34	30	27	24	22	20	18	17	16	15	14
2400	50	50	42	36	31	28	25	23	21	19	18	17	16	15
2300	50	50	43	37	33	29	26	24	22	20	19	17	16	15
2200	50	50	45	39	34	30	27	25	23	21	19	18	17	16
2100	50	50	48	41	36	32	29	26	24	22	20	19	18	15
2000	50	50	50	43	38	33	30	27	25	23	21	20	19	16
1900	50	50	50	45	39	35	32	29	26	24	23	21	18	17
1800	50	50	50	48	42	37	33	30	28	26	24	20	19	18
1700	50	50	50	50	44	39	35	32	29	27	23	21	20	19
1600	50	50	50	50	47	42	38	34	31	26	24	23	21	17
1500	50	50	50	50	50	44	40	36	33	28	26	24	19	14
1400	50	50	50	50	50	48	43	39	32	30	28	21	16	15
1300	50	50	50	50	50	50	46	38	35	32	25	18	17	11
1200	50	50	50	50	50	50	45	41	38	23	21	20	13	6
1100	50	50	50	50	50	50	49	45	27	25	23	15	6	X
1000	50	50	50	50	50	50	50	33	30	28	17	7	X	X
900	50	50	50	50	50	50	40	36	22	10	X	X	X	X
800	50	50	50	50	50	50	45	27	11	X	X	X	X	X
700	50	50	50	50	50	50	17	X	X	X	X	X	X	X
600	50	50	50	50	50	19	X	X	X	X	X	X	X	X
550	50	50	50	50	X	X	X	X	X	X	X	X	X	X
H / L	430	500	600	700	800	900	1000	1100	1200	1300	1400	1500	1600	1700

CON LIMITATORE 1115.X E 3310.50
WITH LIMITER 1115.X END 3310.50



MASTER
HARDWARE FOR WINDOWS AND DOORS
http://www.masteritaly.com

Ween
HIDE 110

KIt anta rIbalta a scomparsa *Hidden kit for tilt and turn* | **Per sIstemI Camera Europea** *For Euro Groove system*

ITA ENG

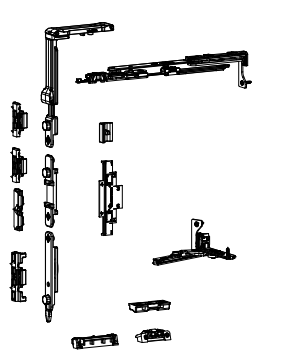

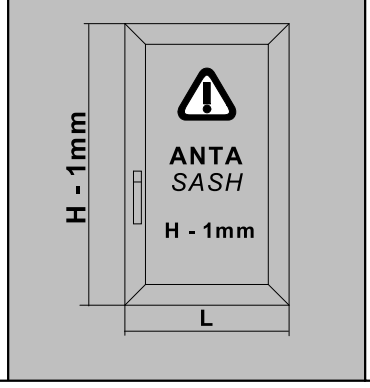

Riferimento nodo Camera Europea
Euro groove section riferiment

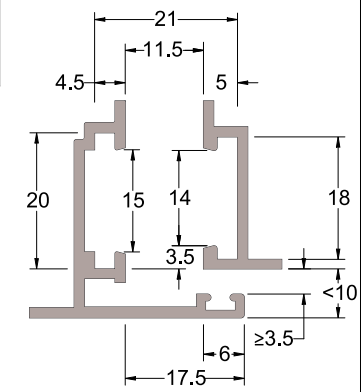

A01 - A02

LAVORAZIONI / MACHINING
NOTA: nel caso di utilizzo cremonese con Interasse 98mm utilizzare l'art. **6015,3**
NOTE: in case of cremone-bolt with inter-axe 98mm use art. 6015.3

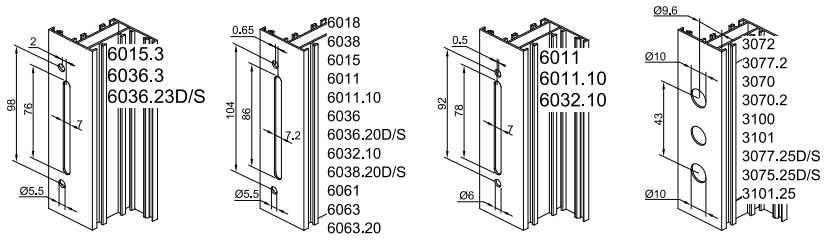

LAVORAZIONI ASTINE
RODS MACHINING

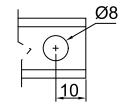

Maniglie
Handles

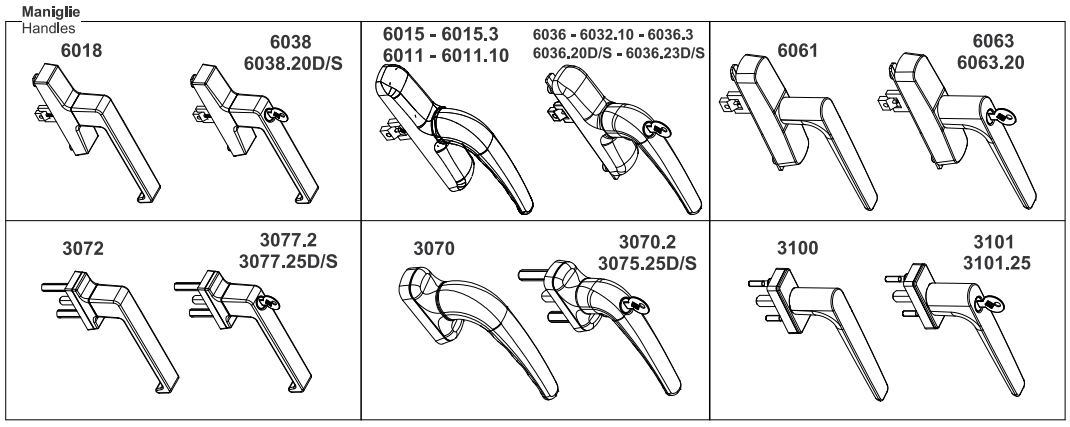

MASTER S.r.l.- I617A - A3 FR- 30/11/2020 La master srl non r isponde in alcun modo di possibili inesattezze imputabili ad errori di stampa o di trascrizione dati nel presente foglio
Master does not bear any responsibility for possible inexactnesses due to printing mistakes or to transcription

Posizionamento punti chiusura | Positioning locking points | *Positionnement points de fermeture* | *Posicionamiento puntos de cierre*

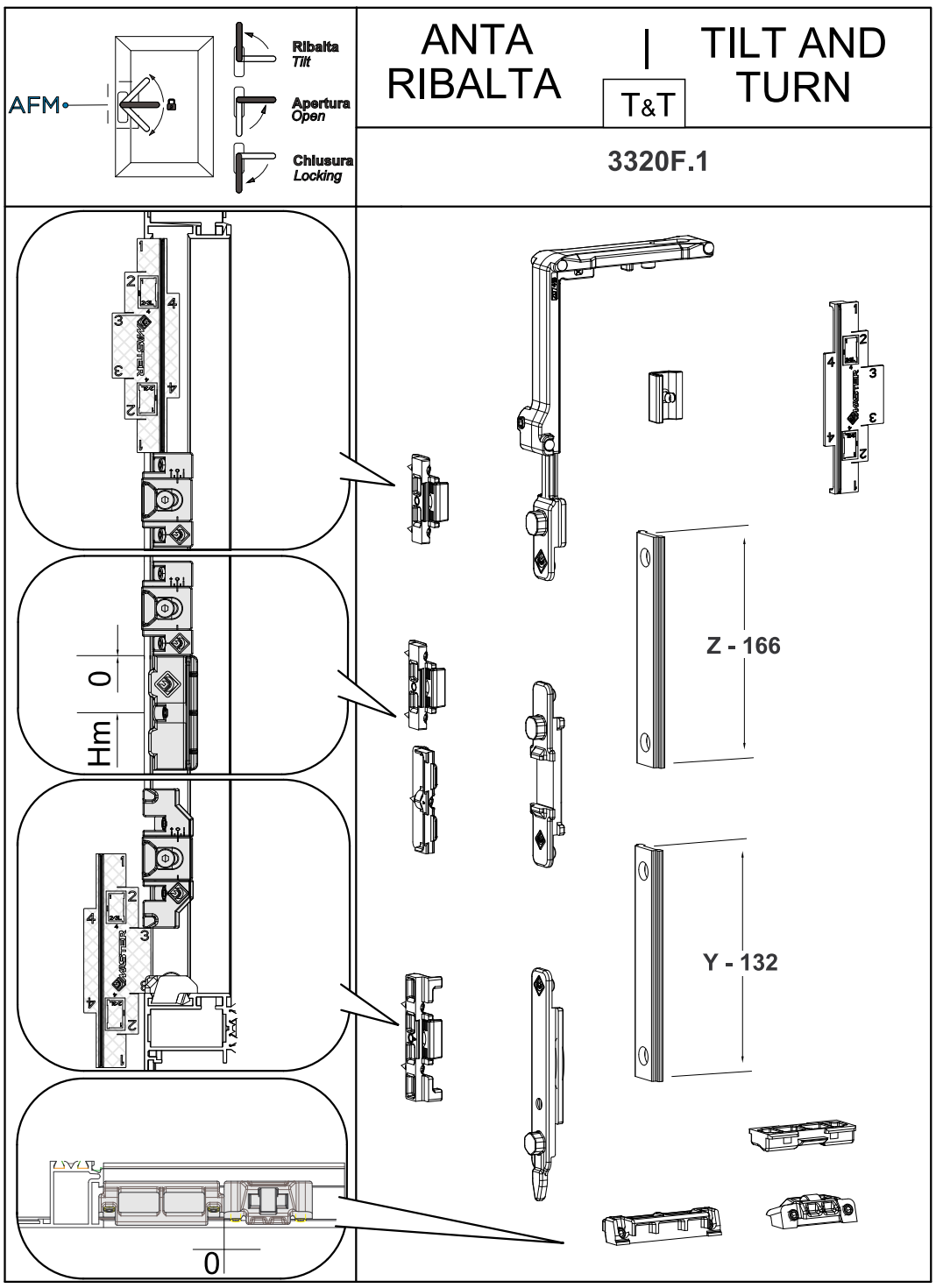

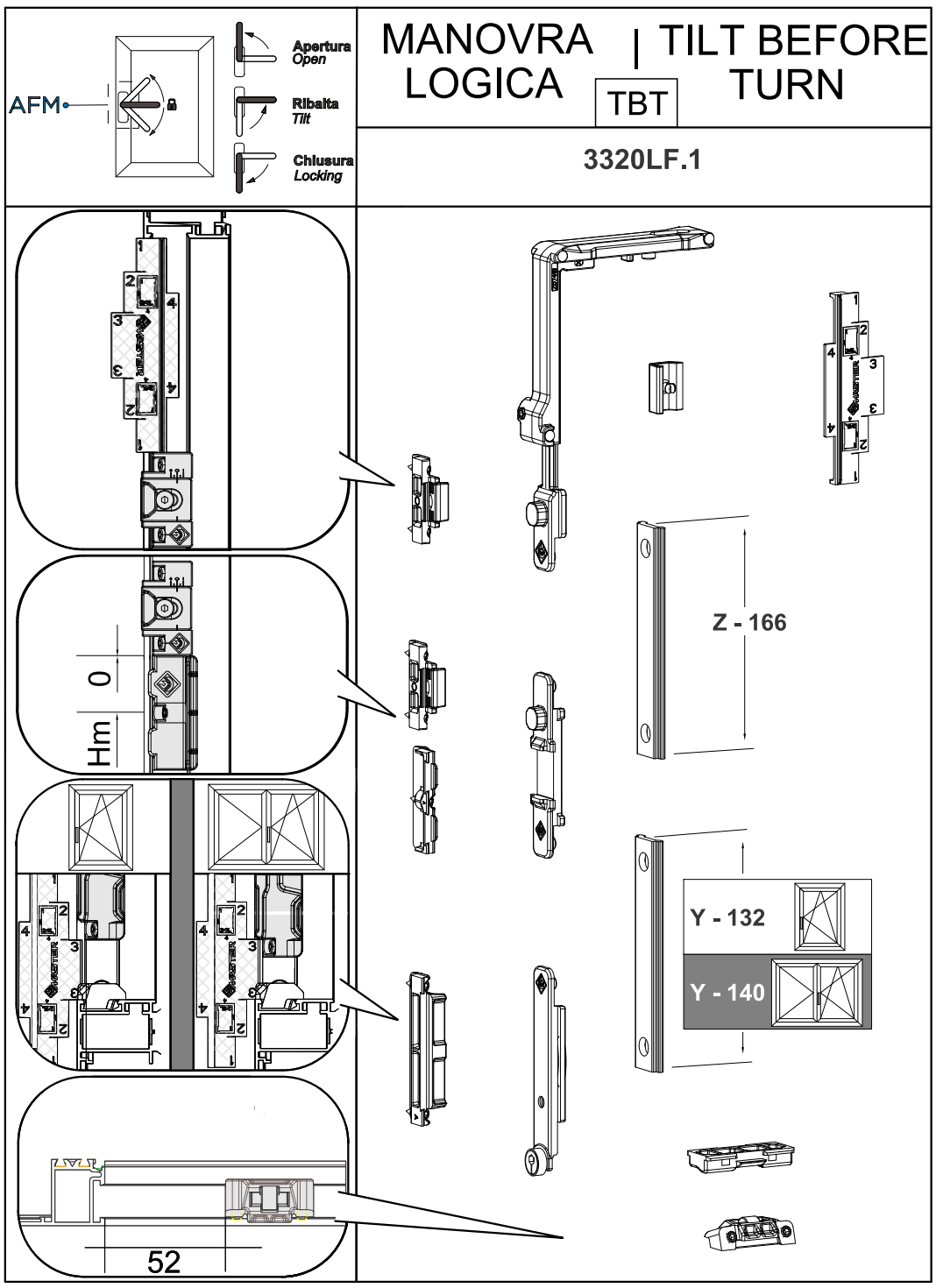

MONTAGGIO CERNIERA INFERIORE
BOTTOM HINGE ASSEMBLY

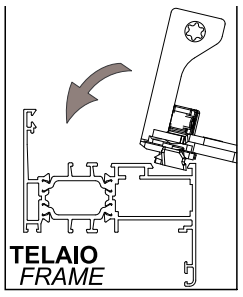

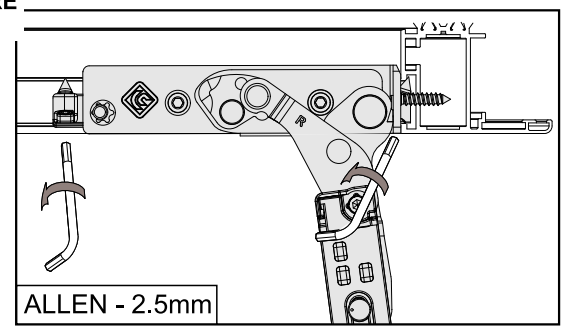

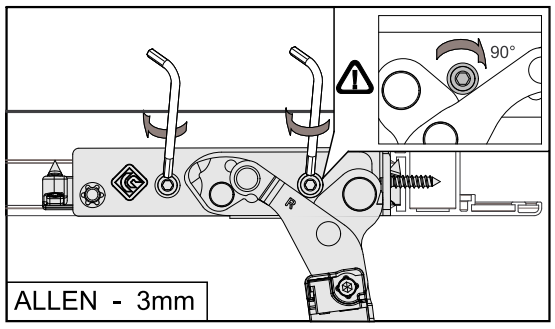

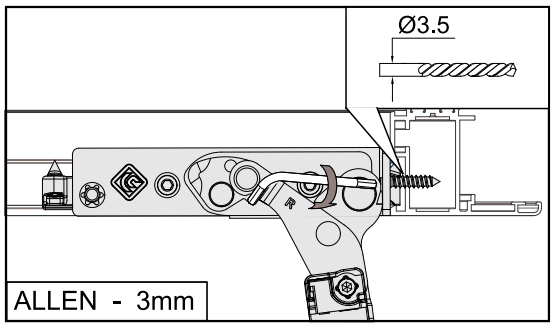

MONTAGGIO CERNIERA SUPERIORE
TOP HINGE ASSEMBLY

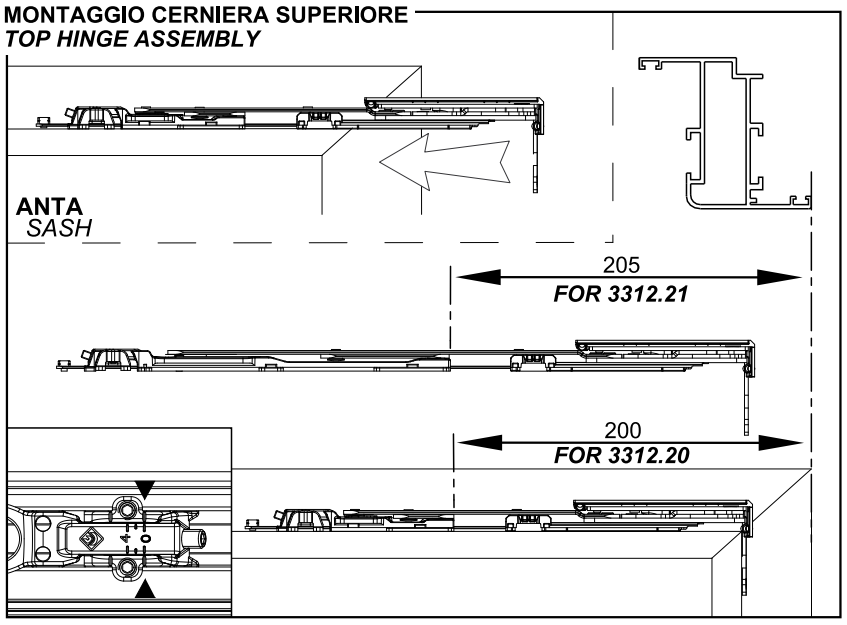

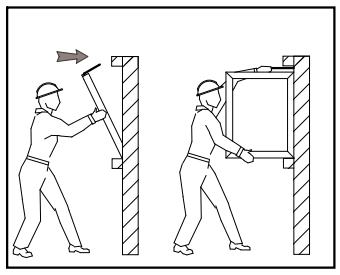

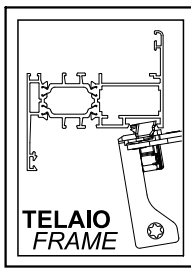

Per fissare la cerniera superiore sul telaio, seguire le istruzioni per il fissaggio della cerniera inferiore
To fix the top hinge on the frame, follow the instructions for the fixing of the bottom hinge

*** Da abbinare a 3520.39**
In combination with 3520.39

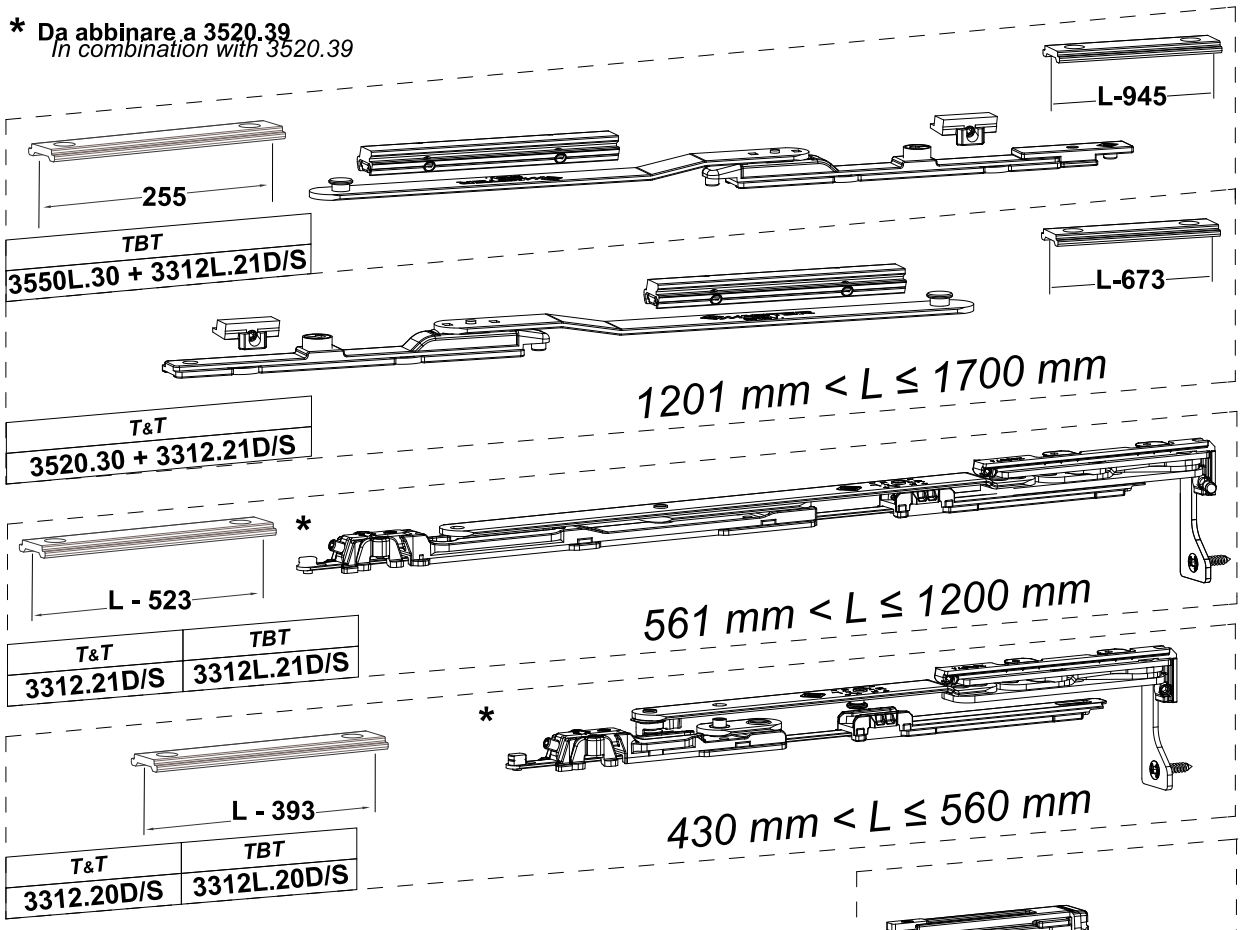

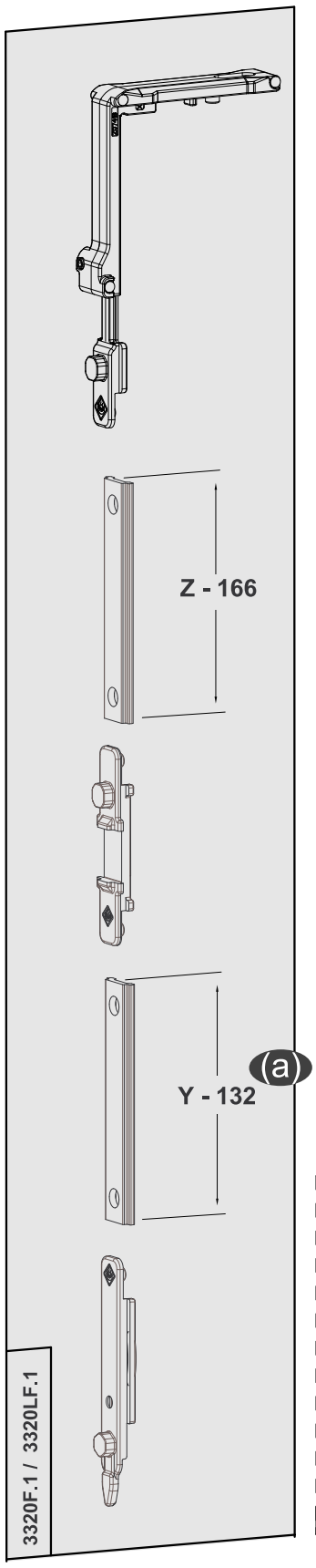

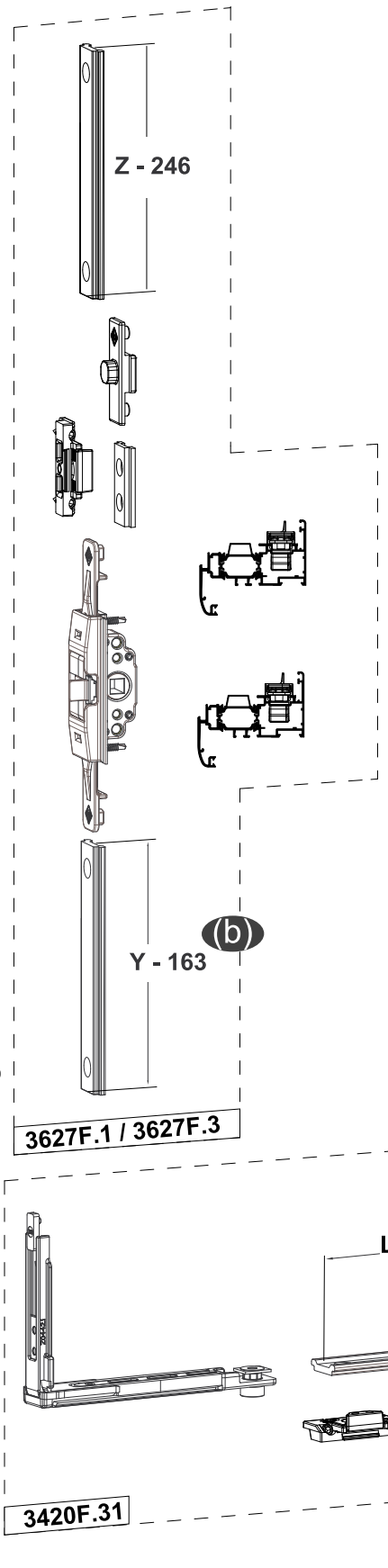

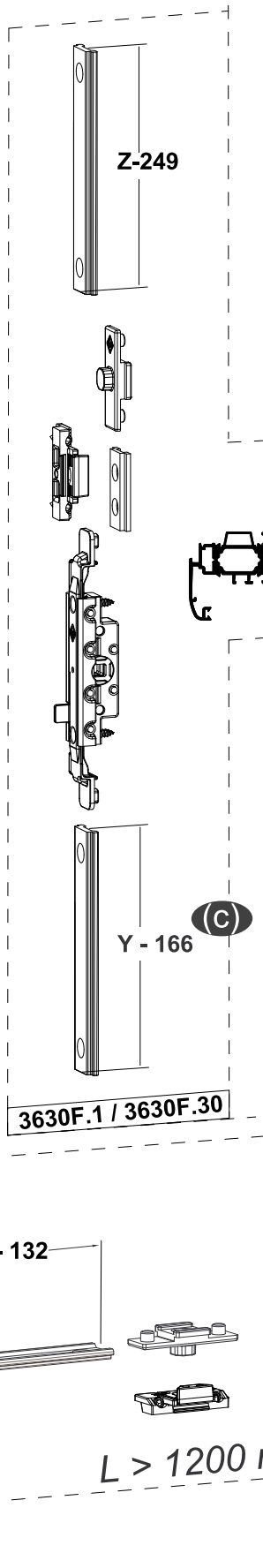

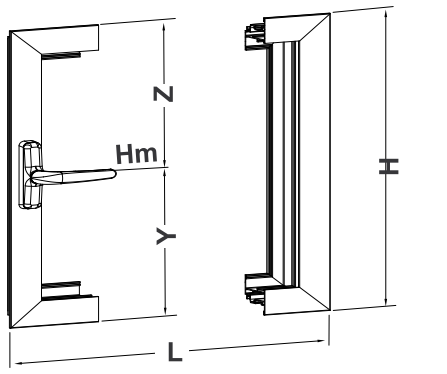

LOGICA DOPPIA ANTA *DOUBLE SASH* TBT	
(a)	Y - 140
(b)	Y - 171
(c)	Y - 174

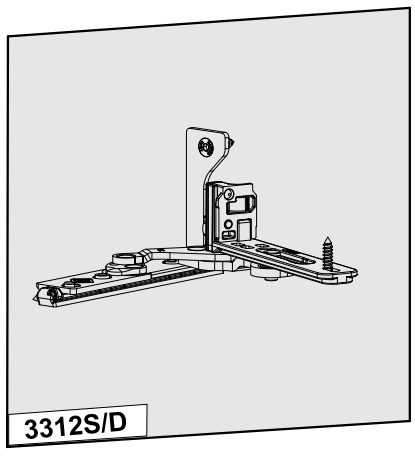

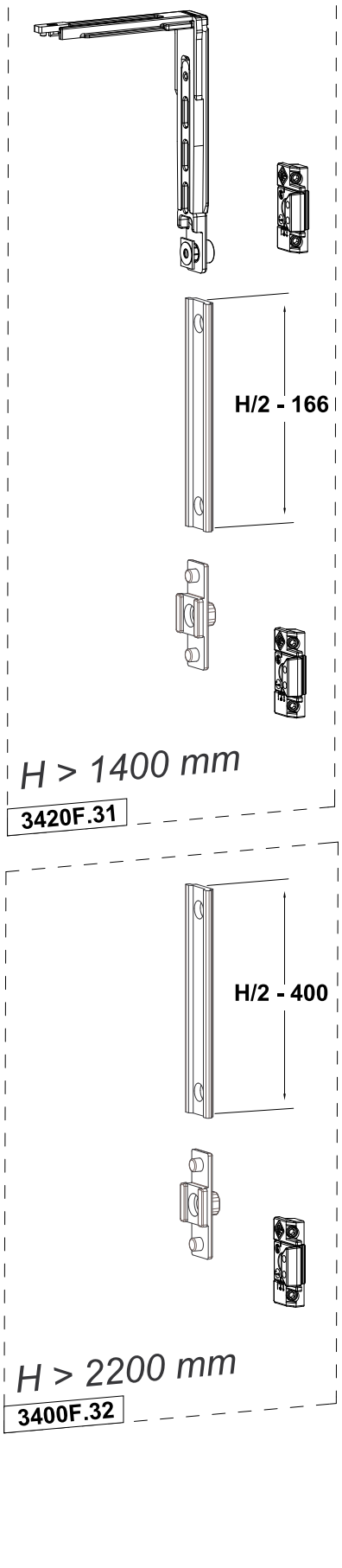

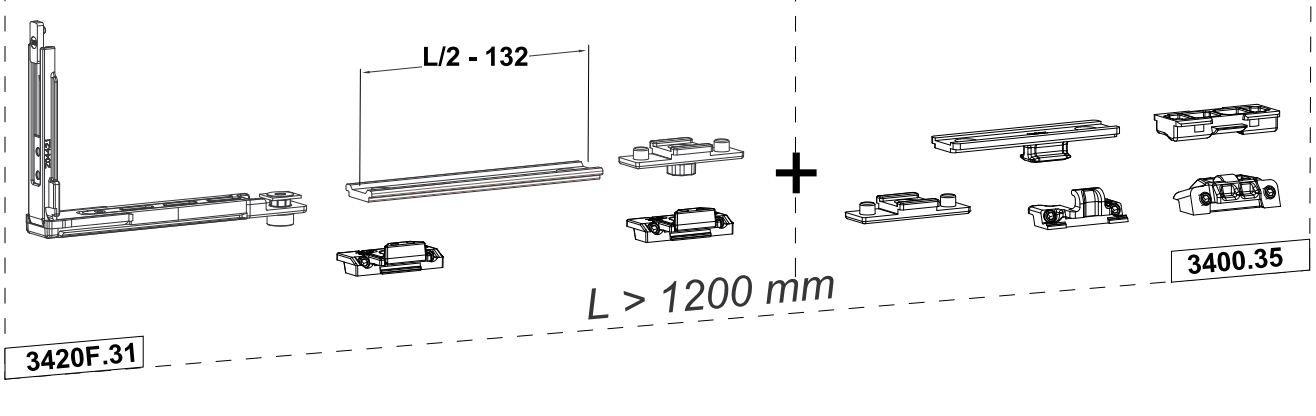

Dimensioni e portate
Dimensions and weights

kg	*170kg - 90°																									
2700	50	48	50	39	42	32	36	28	31	24	28	21	25	19	23	18	21	16	19	15	18	14	17	13	16	12	15	11
2600	50	50	50	40	44	33	37	29	33	25	29	22	26	20	24	18	22	17	20	15	19	14	17	13	16	13	15	12
2500	50	50	50	42	45	35	39	30	34	26	30	23	27	21	25	19	23	17	21	16	29	15	18	14	17	13	16	12
2400	50	50	50	43	47	36	40	31	35	27	31	24	28	22	26	20	24	18	22	17	20	15	19	14	18	14	17	13
2300	50	50	50	45	49	38	42	32	37	28	33	25	30	23	27	21	25	19	23	17	21	16	20	15	18	14	17	13
2200	50	50	50	47	50	39	44	34	39	30	34	26	31	24	28	21	26	20	24	18	22	17	21	16	19	15	18	14
2100	50	50	50	50	50	41	46	35	40	31	36	28	34	25	29	23	27	21	25	19	23	18	22	17	20	15	17	13
2000	50	50	50	50	50	43	49	37	43	33	38	29	36	26	31	24	28	22	26	120	24	19	23	17	21	16	18	14
1900	50	50	50	50	50	46	50	39	45	34	40	30	38	27	33	25	30	23	28	21	26	20	24	18	20	15	19	14
1800	50	50	50	50	50	48	50	41	47	36	42	32	40	29	34	26	31	24	29	22	27	21	23	17	21	16	20	15
1700	50	50	50	50	50	50	50	44	50	38	44	34	43	31	36	28	33	25	31	24	26	20	24	18	23	17	21	16
1600	50	50	50	50	50	50	50	46	50	41	47	36	45	33	39	30	35	27	29	23	27	21	26	20	24	18	19	14
1500	50	50	50	50	50	50	50	50	50	43	50	39	49	35	41	32	38	29	31	24	29	22	27	21	21	16	16	12
1400	50	50	50	50	50	50	50	50	50	46	50	41	50	37	44	34	36	28	34	26	31	24	24	19	18	14	17	13
1300	50	50	50	50	50	50	50	50	50	50	50	34	50	40	43	33	39	30	36	28	28	21	21	16	20	15	12	9
1200	50	50	50	50	50	50	50	50	50	50	50	48	50	39	46	35	43	33	33	25	24	19	23	17	14	11	7	5
1100	50	50	50	50	50	50	50	50	50	50	50	47	50	43	50	39	39	30	29	22	26	20	16	13	6	6	X	
1000	50	50	50	50	50	50	50	50	50	50	50	50	50	47	46	35	34	26	31	24	19	15	7	7	X		X	
900	50	50	50	50	50	50	50	50	50	50	50	50	50	35	41	35	25	19	12	9	X		X		X		X	
800	50	50	50	50	50	50	50	50	50	50	50	43	50	39	31	24	11	11	X		X		X		X		X	
700	50	50	50	50	50	50	50	50	50	50	50	50	19	15	X		X		X		X		X		X		X	
600	50	50	50	50	50	50	50	50	50	43	19	19	X		X		X		X		X		X		X		X	
500	50	50	50	50	50	50	50	50	X		X		X		X		X		X		X		X		X		X	
H / L	460		500		600		700		800		900		1000		1100		1200		1300		1400		1500		1600		1700	

20
- IT Anta eseguibile con spessore vetro Max 20 mm
- EN Sash size executable with Max glass thickness 20 mm
- FR Vantail Exécutable avec Max verre épaisseur 20 mm
- ES Hoja ejecutable con Max vidrio espesor 20 mm

N.D.
- IT Dimensione non eseguibile
- EN Not feasible
- FR Non réalisable
- ES No ejecutable

kg Max 170Kg - 90°

kg Max 130Kg - 180°

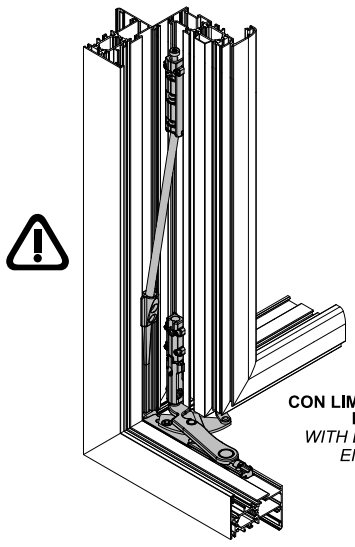

CON LIMITATORE 1115.X
E 3310.50
WITH LIMITER 1115.X
END 3310.50

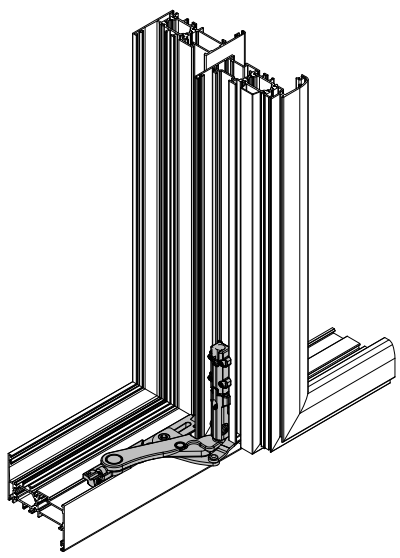

MASTER®
HARDWARE FOR WINDOWS AND DOORS
http://www.masteritaly.com

Ween
HIDE 180

KIt anta rIbalta a scomparsa - Loglca | **Per sIstemI Camera Europea**
Hidden kit for tilt and turn - Logica | *For Euro Groove system*

Kit base
Base kit

Fr. ty.	Cod.
F2	3320LF.1
F1	

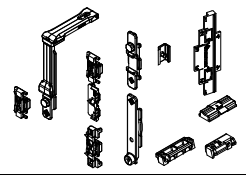

Braccio corto
Short arm

Fr. ty.	Cod.
F2	3302L.20S 3302L.20D
F1	3301L.20S 3301L.20D

460<L<670

Braccio lungo
Long arm

Fr. ty.	Cod.
F2	3302L.21S 3302L.21D
F1	3301L.21S 3301L.21D

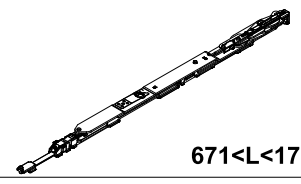

671<L<1700

Cernlera Inferlore
Bottom hinge

Fr. ty.	Cod.
F2	3302S 3302D
F1	3301S 3301D

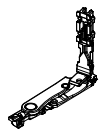

Riferimento nodo Camera Europea
Euro groove section riferiment

Frame type	B	C	D	E
F2	14	4	18	1.5
	13.5	3.2	16.8	2.4
F1	12	2.9	15	1.5
	10	4.2	14.5	1.5

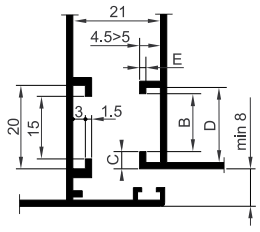

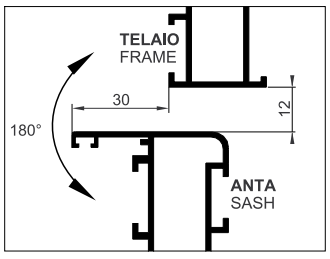

Machining

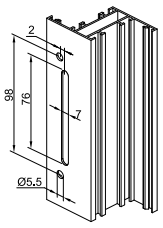

6036.23D/S

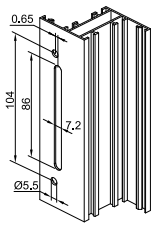

6036.20D/S

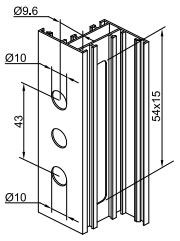

3070
3070.2
3072

LAVORAZIONI ASTINE
RODS MACHINING

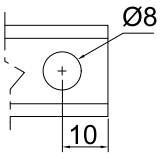

Maniglie
Handles

IT **Cremonese** EN *Cremone bolt* FR *Crémone* ES *Cremona*

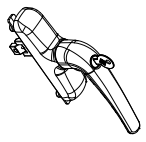

6036.20D/S
6036.23D/S

IT **Martellina** EN *Handle* FR *Bequille a poignee* ES *Maneta*

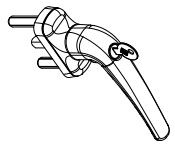

3070.25D/S

MASTER S.r.l. - I501E - A3
24/07/2019
La master srl non risponde in alcun modo di possibili inesattezze imputabili ad errori di stampa o di trascrizione dalla presente foglio
Master does not bear any responsibility for possible inexactnesses due to printing mistakes or to transcription

Configurazioni | *Configurations*

Portate > 130kg Art. 3301.50 Obbligatorio | *Weight > 130Kg Art. 3301.50 obligatory*

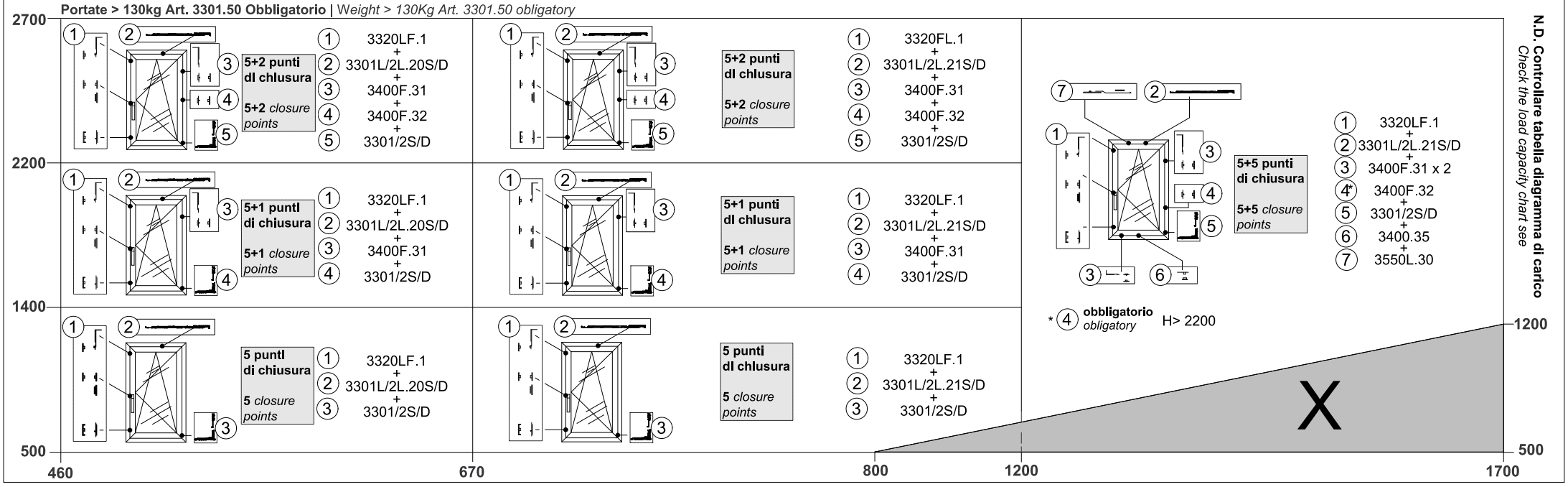

Art. complementari
Art. complementary

TAB 1



3310.50
- IT **Supporto anta**
- EN *Shutter support*
- FR *Support vantail*
- ES *Soporte de hoja*

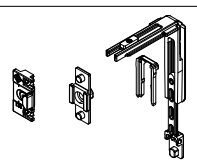

3400F.31
(H>1400 - L> 1200)
- IT **Kit chiusura verticale e orizzontale**
- EN *Kit locking points*
- FR *Kit points de fermeture*
- ES *Kit puntos de cierre*

Fr. ty.	Cod.
F2	3550L.30

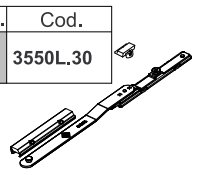

(L> 1200 mm)
- IT **Braccio supplementare**
- EN *Additional arm*
- FR *Bras supplémentaire*
- ES *Compas adicional*

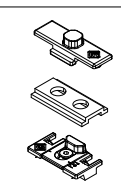

3400F.32
- IT **Punto dl chlusura supplementare**
- EN *Additional locking point*
- FR *Point de fermeture supplémentaire*
- ES *Punto de cierre adicional*

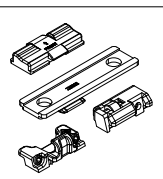

3400.35
(L> 1200 mm)
- IT **Chiusura orizzontale inferiore**
- EN *Lower horizontal closing*
- FR *Abaissez fermeture horizontale*
- ES *Baje el cierre horizontal*

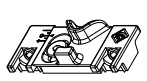

3400.39
- IT **MIcroventIlazIone regolabIle**
- EN *Microventilation adjustable*
- FR *Micro-ventilation réglable*
- ES *Microventilación ajustable*

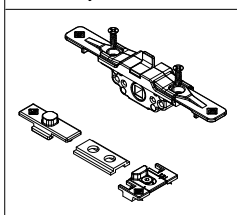

3627F.1
- IT **Movimentazione monodir.**
- EN *One way movement*
- FR *Mouvement monodirectionnel*
- ES *Movimiento monodireccional*

Fr. ty.	Cod.	
F2	1115.1	Lungo/Long
	1115.2	Corto/Short
F1	1115.11	Lungo/Long
	1115.12	Corto/Short

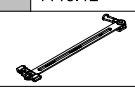

- IT **SIMPLE PLUS** (limitatore di apertura)
- EN SIMPLE PLUS (opening limiter)
- FR SIMPLE PLUS (limiteur d'ouverture)
- ES SIMPLE PLUS (compas limit. de ap.)

Articoli per anta affiancata
Articles for sash flanked

TAB 2

Fr. ty.	Cod.
F2	3302.71S/D
F1	3301.71S/D

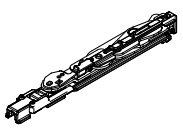

- IT **Cernlera superlore anta afflancata**
- EN *Upper hinge for inactive sash*
- FR *Paumelle supérieur pour vantail semi-fixe*
- ES *Mas alto bisargas para hoja pasiva*

Fr. ty.	Cod.
F2	3302S/D
F1	3301S/D

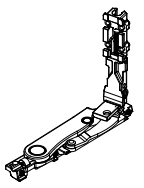

- IT **Cernlera Inferlore**
- EN *Bottom hinge*
- FR *Paumelle inférieur*
- ES *Inferior bisargas*

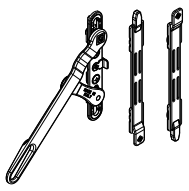

4515.1
- IT **BI-HID movImentazIone a leva**
- EN *BI-HID Two-way mechanism*
- FR *BI-HID Mouvement bidirectionnel*
- ES *BI- HID Mecanismo bidireccional*

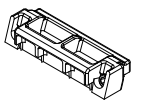

4206
- IT **Incontro asta premontato - Doppio In zama**
- EN *Pre-assembled rod junction - Double of zamak*
- FR *Gâche premontée - Double zama*
- ES *Encuentro pletina pre-montado -Zama doble*

4202
- IT **Incontro asta premontato - SIngolo In zama**
- EN *Pre-assembled rod junction - One of zamak*
- FR *Gâche premontée - Zama unique*
- ES *Encuentro pletina pre-montado - Zama sola*

4212.2
- IT **Incontro asta premontato - SIngolo In nylon**
- EN *Pre-assembled rod junction - One of nylon*
- FR *Gâche premontée - Nylon unique*
- ES *Encuentro pletina pre-montado - Solo nylon*

TELAIO - FRAME

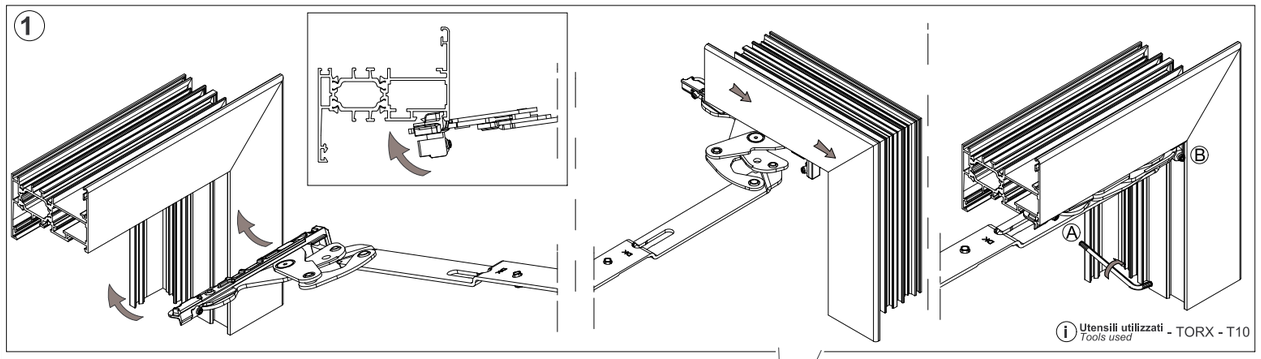

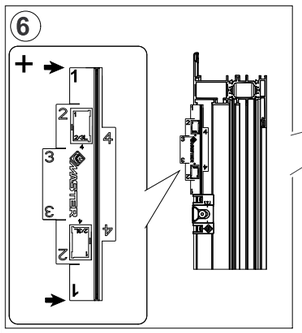

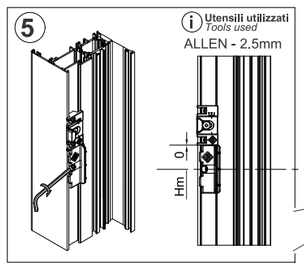

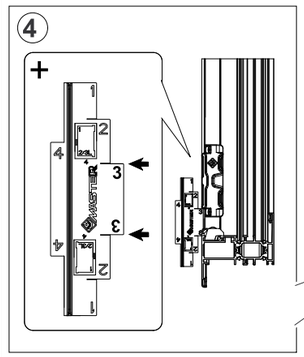

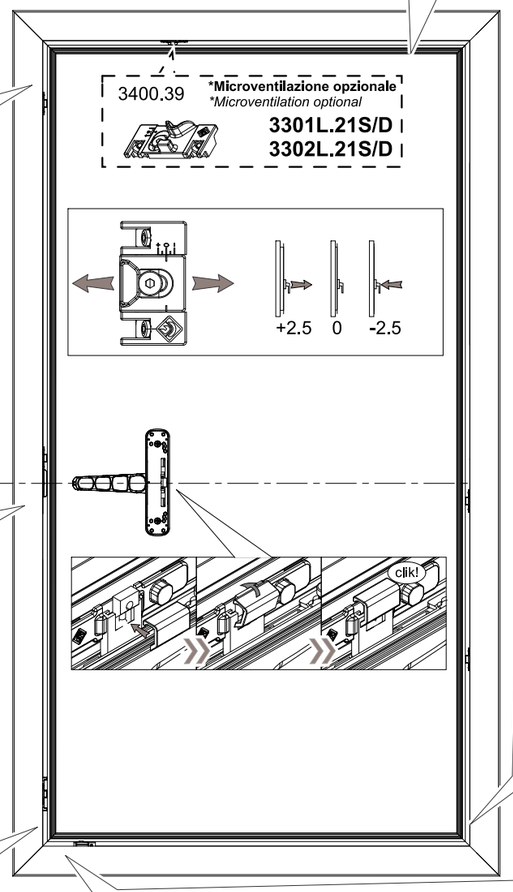

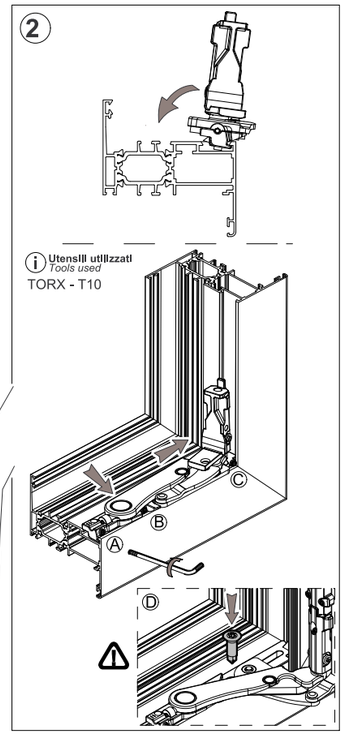

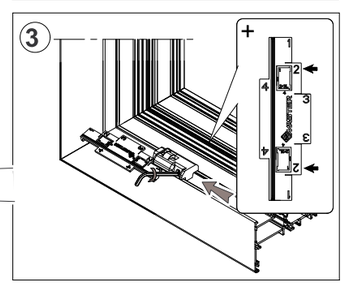

Per eventuali chiarimenti chiedere info al nostro Uff. Tecnico tel. 080.4959823 | For other information contact our technical office at: +39.08.04.95.98.23

ANTA - SASH

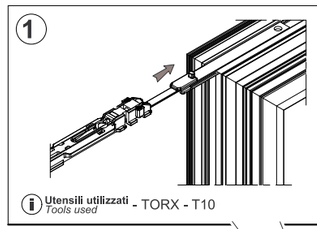

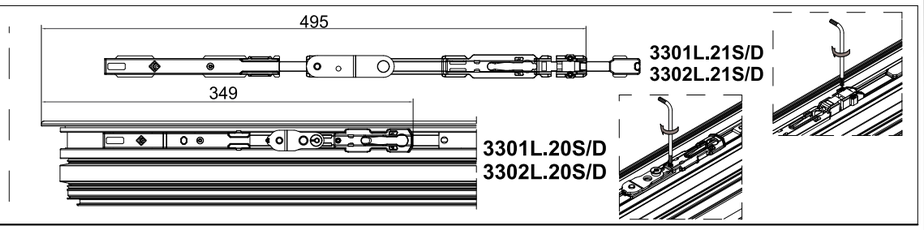

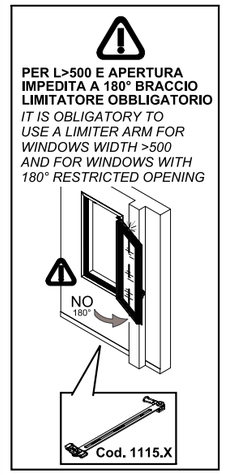

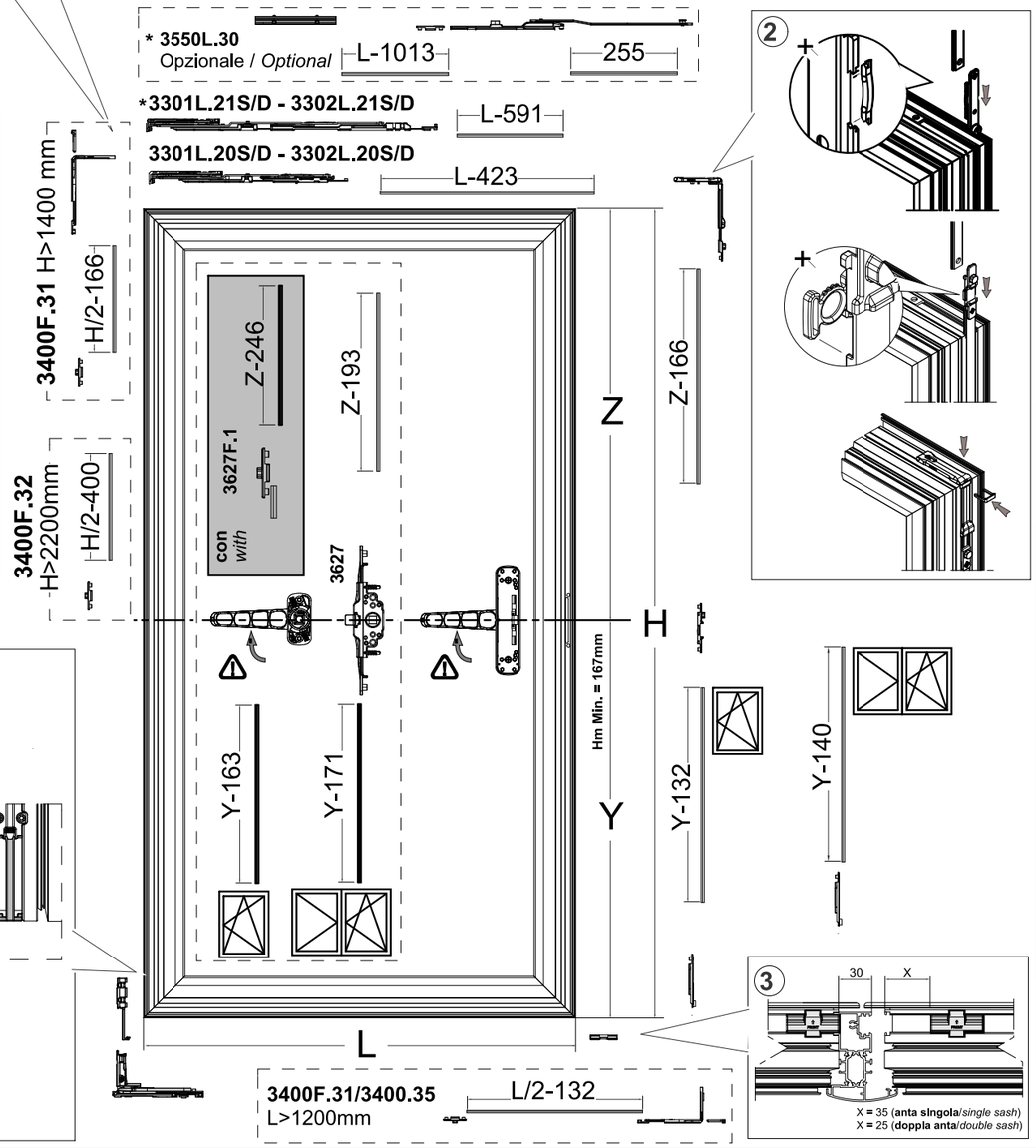

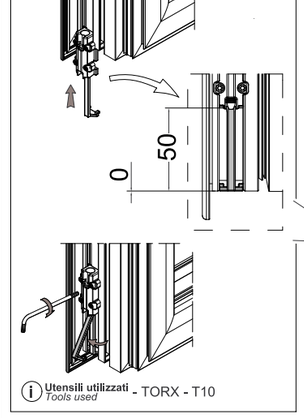

Indicazioni di montaggio / *Assembling*

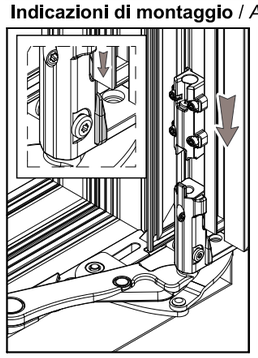

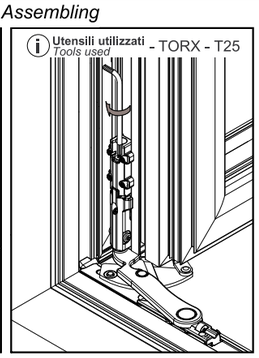

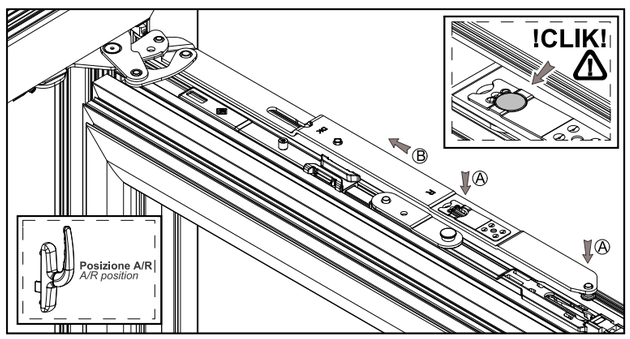

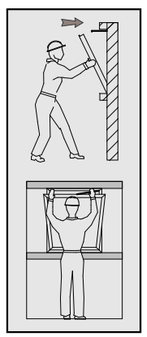
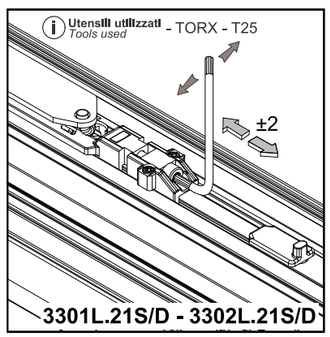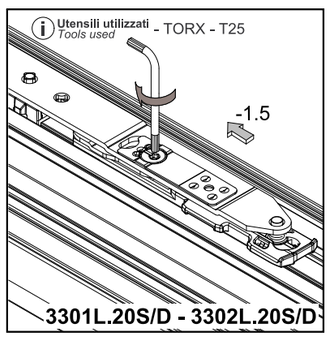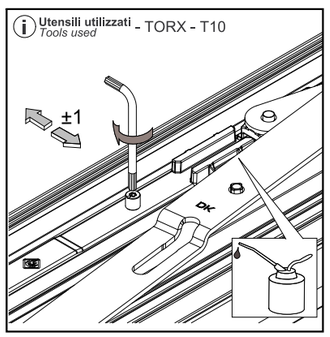
Regolazioni / *Adjustments*