

Braccio Supplementare Supplementary arm

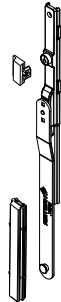
Kit - Art. 3520.30 - 3550L.30
Kit - Art. 3520.30 - 3550L.30

Per sistemi Camera Europea
For Euro Groove system

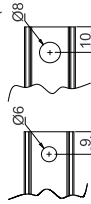
Kit - Art. 3521.30 - 3521L.30
Kit - Art. 3521.30 - 3521L.30

Per sistemi Erre 40
For Erre 40 system

A3520.30



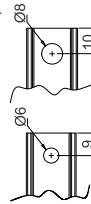
FORATURA ASTINE
MACHINING OF THE RODS (HOLES)



A3550L.30



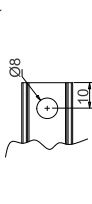
FORATURA ASTINE
MACHINING OF THE RODS (HOLES)



A3521.30



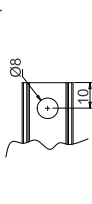
FORATURA ASTINE
MACHINING OF THE RODS (HOLES)



A3521L.30

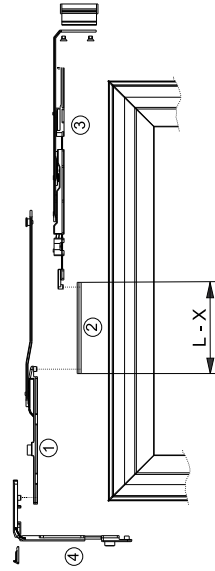


FORATURA ASTINE
MACHINING OF THE RODS (HOLES)



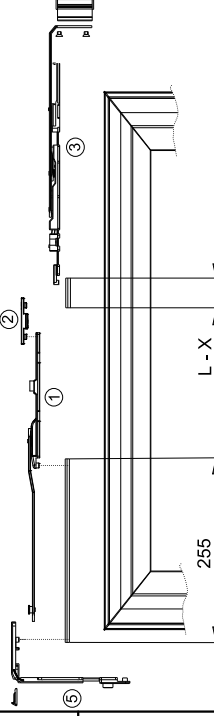
ANTA
SASH

| A/R | A/R 2.0 | A/R WEEN | A/R HIDE | 180 | A/R HIDE | 110 |
|-----|---------|----------|----------|------|----------|-----|
| X | -638 | -692 | -740 | -673 | | |



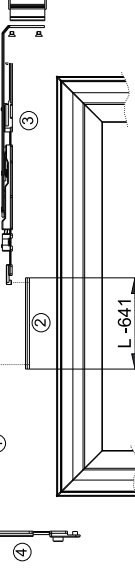
ANTA
SASH

| A/R | A/R 2.0 | A/R WEEN | A/R HIDE | 180 | A/R HIDE | 110 |
|-----|---------|----------|----------|------|----------|-----|
| X | -638 | -692 | -1013 | -672 | | |



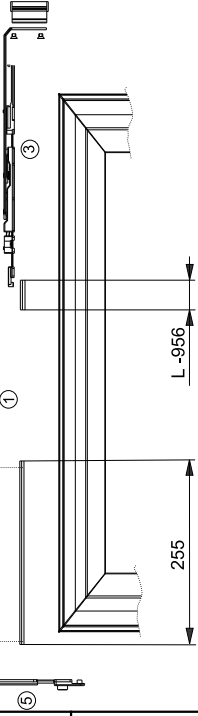
ANTA
SASH

Art. 3521.22

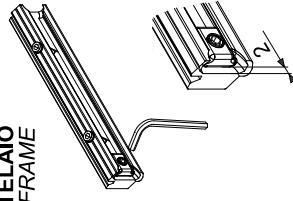


ANTA
SASH

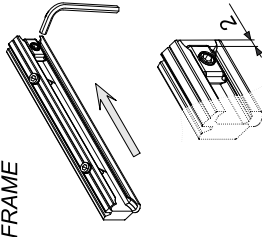
Art. 3421L.22



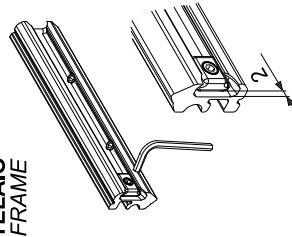
TELAIO
FRAME



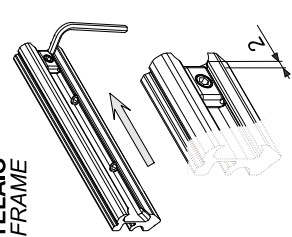
TELAIO
FRAME



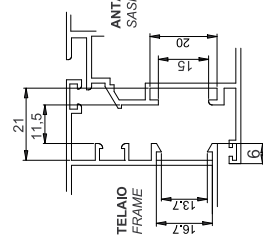
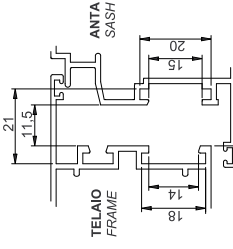
TELAIO
FRAME



TELAIO
FRAME



Riferimento nodo
Camera Europea
Euro groove section riferiment



Riferimento nodo
Erre 40
Erre 40 section riferiment

